



Series 560/570  
**Sliding Window**



**Strength and durability**  
naturally, it's Wilton



When you're selecting an aluminum sliding window, the Wilton Series 560/570 naturally comes to mind. This reliable, maintenance-free window is an ideal choice, marrying modern efficiency with quality and sleek design.

- choice of double or triple glazing;
- double-glazed option (560) has two rows of single-glazed sash with 3mm glass and a half-screen in-between;
- triple-glazed window (570) has a row of thermos on the outside and a row of single-glazed sash with 3mm glass on the inside and a half-screen in-between;
- frame is insulated with a PVC thermal break;
- triple-glazing can be further enhanced with the addition of Low-E Argon;
- can be combined with a fixed thermo box and most other Wilton products;
- extruded aluminum half-screen glides easily from side to side;
- sashes are reinforced with multi-rib material inside, giving added strength and durability;
- all sashes and screen travel on nylon glides for smooth, effortless operation;
- unique, proven channel construction in the header makes sash removal easy;
- strong, durable handles;
- pile weather-stripping throughout;

- option for exterior flange and brick molding;
- three colours of gasket rubber – standard black and optional grey or white;
- a selection of carrelage options;
- available in standard baked-enamel finishes of white, commercial brown, sandalwood, ivory and autumn brown. Select different interior and exterior colours for a two-tone effect;
- unlimited choice of non-standard colours available.

**ALUMINUM GETS AN "A"**

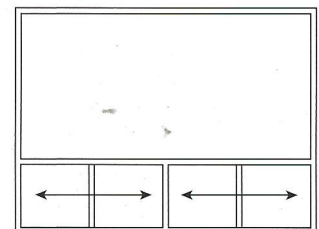
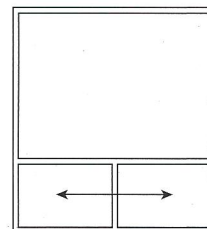
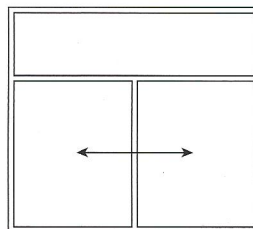
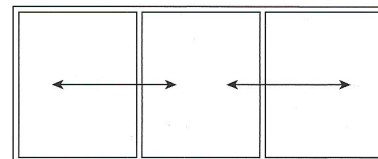
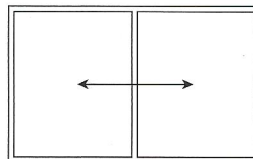
Artificial aging tests have proven that, over time, aluminum windows are by far the best performers as far as durability and air-tightness are concerned.

Aluminum is over 23 times stiffer than PVC and PVC expands and contracts more than twice as much as aluminum! Moreover, baked-enamel finishes protect the aluminum and provide years of beauty.

**FRAME DEPTHS**

5 3/4" • 6 1/2" • 7" • 7 3/4" • 9 1/4"

*add 1/2" for optional exterior flange*



**STANDING UP TO THE TEST**

Air leakage	<b>A-2</b>
Water leakage	<b>B-4</b>
Wind load resistance	<b>C-5</b>

